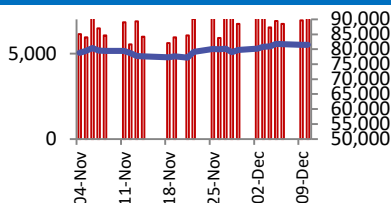
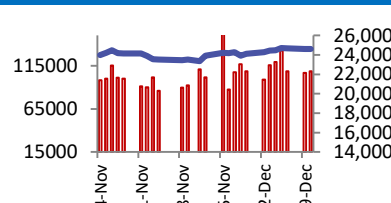


BSE



Open	81576
High	81726
Low	81183
Close	81510
Change	2
Volume (Lacs)	10348
Turnover (Rs.inCr)	7150

NSE



Open	24653
High	24678
Low	24511
Close	24610
Change	-9
Volume(Lacs)	36006
Turnover(Rs.in Cr)	108765

World Markets	Current	Previous	Pt. Chg	Var(%)
Dow	44248	44402	(154)	-0.3%
Dow Futures	44324	44335	(11)	0.0%
Nasdaq	19687	19737	(49)	-0.3%
FTSE	8280	8352	(72)	-0.9%
Nikkei	39113	39368	(255)	-0.6%
Hang Seng	20395	20311	83	0.4%
Gift Nifty	24679	24654	25	0.1%
Straits Singapore	3800	3814	(14)	-0.4%
South Korea	2434	2418	16	0.7%
Taiwan	23018	23125	(107)	-0.5%
Shanghai	3431	3423	8	0.2%

Market Review

US: US stocks fell on Tuesday as investors tread carefully on the eve of a closely watched consumer inflation report seen as key to the path of interest rates.

Asia: Asia-Pacific markets were mixed on Wednesday, after major Wall Street benchmarks declined ahead of key inflation data that could influence the Federal Reserve's interest rate decision.

India: The benchmark equity indices ended Tuesday's choppy session on a flat note. **Market is expected to open on a flattish note and likely to witness range bound move during the day.**

Global economy: The U.S. crude inventories have increased by 0.499 million barrels. This increase is less than the forecasted decline of 1.300 million barrels, suggesting a stronger demand for crude oil. The trend is generally bullish for crude prices, as lower than expected increases in crude inventories imply higher demand. When compared to the previous week, the current crude stock shows a significant shift. The previous report showed an increase of 1.232 million barrels. This week's increase of 0.499 million barrels is considerably less, further indicating a strengthened demand for crude oil in the U.S.

China's trade balance unexpectedly grew in November, although disappointing readings on exports and imports suggested that overseas and local demand still remained sluggish. Trade balance rose to \$97.44 billion in November. The reading was higher than expectations of \$94 billion and increased from the \$95.27 billion seen in the prior month. Exports grew 6.7% year-on-year, still a relatively fast pace but slower than the 8.5% forecast by analysts.

Commodities: Oil prices rose slightly early on Wednesday, with market participants expecting to see demand rising in China next year after Beijing announced a looser monetary policy to stimulate economic growth.

Gold prices nudged higher to touch a two-week peak on Wednesday, supported by escalating geopolitical tensions and expectations of another rate cut by the Federal Reserve next week, ahead of a closely watched U.S. inflation report.

Currency: The dollar traded close to a two-week high versus the yen on Wednesday ahead of a highly anticipated reading of U.S. inflation that could provide clues on the pace of Federal Reserve interest rate cuts.

Commodity Prices	Current	Previous	Pt. Chg	Var(%)
Copper (\$/MT)	9217	9232	(16)	-0.2%
Alumin (\$/MT)	2609	2588	21	0.8%
Zinc (\$/MT)	3135	3126	9	0.3%
Brent Crude (\$/bbl)	73	72	0	0.6%
Gold (\$/Ounce)	2700	2694	5	0.2%
Silver (\$/Ounce)	32	32	0	0.2%
Light Crude (\$/bbl)	69	69	0	0.6%
N G (\$/mmbtu)	3	3	0	0.9%
Sugar (\$/MT)	539	555	(16)	-2.9%
Rubber (Rs./kg)	191	190	1	0.5%
Baltic Dry Index	1156	1168	(12)	-1.0%

Currency Exchange Rate	Current	Previous	Var(%)
Rs./\$ rate	84.85	84.73	0.14%
Rs./ Euro	89.37	89.54	-0.18%
Rs./Chinese Yuan	11.71	11.70	0.08%
Yen /\$ rate	151.48	151.95	-0.31%
\$ US/Euro	1.05	1.05	0.09%

Dollar Index	Current	Previous	Var(%)
Dollar Index	106.31	106.40	-0.08%

Support/ Resistance Levels for Today		
	Nifty	Bank Nifty Fut
Support 1	24540	53370
Support 2	24470	53000
Resistance	24670	54000

Securities in Ban For Trade	
GRANULES	MANAPPURAM
PVRINOX	RBLBANK
METROPOLIS	

FII Derivative Transactions (Rs. Cr)

Contracts	Purchase		Sell		Net	Open Interest (OI)		OI (Previous day)		Change	
	Contract	Value	Contract	Value	Value	Contract	Value	Contract	Value	Contract	Value
Index Future	29473	1935	38531	2501	(566)	359564	24081	363444	24295	(3880)	(214)
Index Option	16468538	1052258	16762140	1068964	(16706)	8088907	528757	7462463	489052	626444	39705
Stock Future	253117	17030	280917	18930	(1900)	4956023	336031	4962753	336121	(6730)	(90)
Stock Option	937645	65812	995802	69493	(3681)	1122778	74617	1039419	69227	83359	5390
Total	17688773	1137035	18077390	1159888	(22853)	14527272	963486	13828079	918695	699193	44791

FII All Activity-BBG (Rs Cr)	Buy	Sell	Net
3-Dec-24	26782	17485	9298
4-Dec-24	20801	17937	2864
5-Dec-24	25335	15846	9489
6-Dec-24	13439	14226	(786)
9-Dec-24	16890	16290	600
Month to date- Dec	120056	94799	25257

FII (Prov.) (Rs Cr)	Buy	Sell	Net
4-Dec-24	19969	18171	1798
5-Dec-24	24717	16177	8540
6-Dec-24	12014	13844	(1830)
9-Dec-24	16650	15926	724
10-Dec-24	19937	18651	1286
Month to date-Dec	129342	115398	13944

DII (Prov.) (Rs. Cr)	Buy	Sell	Net
4-Dec-24	14082	14983	(901)
5-Dec-24	13396	15699	(2304)
6-Dec-24	11651	9992	1659
9-Dec-24	10430	12078	(1648)
10-Dec-24	11265	10659	606
Month to date-Dec	88982	92059	(3077)

FII Debt - BBG (Rs. Cr)	Buy	Sell	Net
3-Dec-24	5927	3922	2005
4-Dec-24	4268	3853	415
5-Dec-24	4045	1832	2213
6-Dec-24	6437	2003	4434
9-Dec-24	1146	854	292
Month to date- Dec	27310	14238	13072

Market Breadth	BSE		NSE	
	No.	%	No.	%
Advance	1963	48%	1381	49%
Decline	2010	49%	1405	49%
Unchanged	120	3%	60	2%

Market Turnover	10-Dec	09-Dec	Var (%)
BSE Cash	7150	6946	3%
NSE Cash	108765	106674	2%
NSE Futures	94442	101349	-7%
NSE Options	12734595	10179312	25%
Total (Rs.Cr)	12944952	10394280	25%

Volatility Index	10-Dec	09-Dec
Volatility Index	13.78	14.11

Index PE - TTM	10-Dec	Yr. High	Yr. Low
Sensex	23.3	26.0	21.8
Nifty	22.7	28.8	20.8

Corporate News

Awfis Space Solutions Shareholders Likely To Offload Shares Worth Rs 583 Crore

Peak XV Partners Investments V, the promoter of Awfis Space Solutions, along with Bisque Ltd and Link Investment Trust, plans to sell shares worth Rs 583 cr in the coworking space firm. The offer opened on Tuesday and will close on Wednesday. The floor price of Rs 680 per share is at a discount of 5.2% to Tuesday's closing of Rs 717.05 apiece. (NDTV)

LTI Mindtree announces strategic partnership with GitHub

The company has announced a strategic partnership with GitHub, the most widely adopted Copilot-powered developer platform. This collaboration integrates GitHub's advanced DevOps and AI-driven pair programming capabilities with LTIMindtree's expertise in digital engineering and AI transformation. (BS)

HG Infra Awarded Rs 763-Crore Road Project In Uttar Pradesh By Transport Ministry

H.G. Infra Engineering Ltd. received the letter of acceptance from the Ministry of Road Transport and Highways to improve and upgrade a two-lane road along National Highway 227B in Uttar Pradesh. The bid project cost was 763.1 cr with the estimated project being Rs 898.5 crore. (NDTV)

Economy

Govt says 18.74 cr farmers under agricultural loan obligations

Over 18.74 cr Indian farmers carried agricultural loan obligations as of March 31. Tamil Nadu, Uttar Pradesh, and Karnataka led with the highest number of farmers with outstanding loans.No states have sought additional central government support for farmer relief. (ET)

Tamil Nadu's contribution to Indian economy better, GSDP up by 14 per cent

Tamil Nadu's GSDP grew by 14% in 2022-2023, reaching Rs 23,64,514 cr, driven by strong industries and services sectors. The state's per capita income, at Rs 3.08 lakh, significantly surpasses the national average. Revenue receipts increased by 17.47%, boosted by higher tax and non-tax revenues.(ET)

International

GM to exit loss-making Cruise robotaxi business

General Motors said on Tuesday it will end robotaxi development at its majority-owned, money-losing Cruise business, a blow to the ambitions of the largest U.S. automaker which had made the advanced technology unit a top priority. The automaker has invested more than \$10 billion in Cruise since 2016. Cruise will be folded into its group working on driver assistance technology. (Inv)

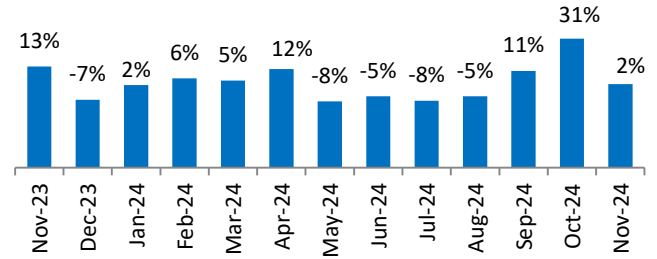
Top 5 Nifty Gainers	10-Dec	09-Dec	Var(%)
SHRIRAMFIN	3187	3107	2.6%
BAJAJFINSV	1663	1637	1.6%
WIPRO	308	304	1.4%
HCLTECH	1936	1910	1.4%
INFY	1949	1924	1.3%
Top 5 Nifty Losers	10-Dec	09-Dec	Var(%)
BHARTIARTL	1579	1603	-1.5%
ADANIPTS	1249	1267	-1.4%
HDFCLIFE	633	642	-1.3%
DRREDDY	1240	1255	-1.2%
ADANIANT	2467	2496	-1.1%

BSE Index Watch	Last	1 day	1 wk	1 mth	1 yr
SENSEX	81510	0.0%	0.8%	2.5%	16.6%
MIDCAP	47967	0.3%	2.1%	4.9%	34.7%
SMLCAP	57503	0.3%	2.3%	5.9%	38.9%
AUTO	53798	0.0%	0.2%	0.2%	32.2%
BANKEK	60959	0.2%	1.6%	3.0%	14.1%
Capital Goods	73346	-0.3%	2.1%	5.9%	36.8%
FMCG	20812	0.2%	-1.5%	-1.9%	6.7%
Health Care	44299	-0.1%	0.0%	1.9%	46.6%
IT	44984	0.7%	3.3%	6.1%	31.8%
METAL	31977	0.4%	2.4%	4.2%	27.9%
Oil & Gas	27173	-0.2%	0.1%	0.2%	22.4%
Power	7609	-0.6%	0.1%	-1.5%	33.8%
Realty	8509	1.2%	3.3%	12.7%	44.1%

NSE USD Futures	10-Dec	09-Dec	Var (%)
Dec Expiry (Rs./\$)	83.94	83.94	0.0%
Jan Expiry (Rs./\$)	84.25	84.25	0.0%
Total Turnover (Rs. Crore)	5343	1457	267%

Sectors	TTM PE
Auto	30.47
Auto Ancillary	50.91
Banking	14.78
Engineering	49.07
Cement	87.28
Diamonds & Jewellery	58.71
Housing Finance	26.39
Infrastructure & Const	35.8
Metals-Aluminium	39.66
Metal – Steel	16.98
Oil Expl.	15.19
Pharma	9.64
Power – Gen. Supp.	43.53
Information Tech.	29.49
Sugar	25.25
Telecom Serv. Prov.	70.48
Tyres	29.6

Royal Enfield: Monthly Sales Volume Growth (YoY)
(Source: Company data)



10 year G-Sec Yield	Current	Previous	Change
US	4.23%	4.23%	1 bps
Japan	1.08%	1.07%	1 bps
India	6.71%	6.72%	(1) bps
UK	4.32%	4.27%	5 bps
Libor 3 Mths	4.85%	4.85%	(0) bps

Indian Eco Data	Current	Previous	Var(%)
Forex Reserve (US\$ in bn)	658	658	0.0%
Inflation - WPI	2.36%	1.84%	52 bps
Inflation - CPI	6.21%	5.49%	72 bps

India GDP	Q2FY25	Q1FY25	Var(%)
Growth	5.40%	6.70%	(130)bps

Monetary Policy	Current	Previous	Change
Repo Rate	6.50%	6.50%	0 bps
Reverse Repo Rate	3.35%	3.35%	0 bps
CRR	4.00%	4.50%	(50) bps
O/S Banking System Liquidity (Rs bn)	43	403	(360.3)

IIP Growth %	Sep-24	Sep-23	Apr-Feb
IIP	3.1	6.4	4.4
Capital Goods	0.7	13.1	3.6
Mining	1.0	10.0	4.1
Manufacturing	-3.7	15.3	6.6
Electricity	-4.3	12.3	5.1

Bulk Deal As On 10/12/24

BSE

Security Code	Security Name	Client Name	Deal	Quantity	Price
530427	CHOKSI	CRONY VYAPAR PVT LTD	S	21351	107.51
543651	DAPS	SHRENI SHARES LTD	S	52000	25.4
543651	DAPS	SHRENI SHARES LTD	B	4000	27.35
539884	DARSHANORNA	MANJULA HIRJI GADA	B	750000	5.16
539884	DARSHANORNA	NIRAJ RAJNIKANT SHAH	B	360000	5.43
511451	DHARFIN	JAGDISHSJARIYA	S	32232	10.45
540614	GGENG	ORCHARD ROAD PROPERTIES PRIVATE LIMITED	S	10282664	1.81
533212	GKB	BRIJENDRA KUMAR GUPTA	S	37625	103.68
539522	GROVY	MULTIPLIER SHARE & STOCK ADVISORS PRIVATE LIMITED	B	83000	50.64
543546	HEALTHYLIFE	HEMANT NARESH JAIN HUF	B	170000	61.68
543546	HEALTHYLIFE	RISHI SIKRI	S	128000	61.96
519574	HINDUST	RAJENDRA NANIWADKAR	S	100000	52.43
539449	IGCIL	BLUESKY INFRA DEVELOPERS PRIVATE LIMITED	B	200000	13.3
539449	IGCIL	DEVI TRADERS LLP	B	300000	13.45
539449	IGCIL	GIRIJADHAVA VYAPAAR PRIVATE LIMITED	B	300000	13.3
539449	IGCIL	HIRISE INFRACON LIMITED	B	500000	13.3
539449	IGCIL	ISHAAN TRADEFIN LLP	B	800000	13.3
539449	IGCIL	JAWAHAR TAHILRAMANI	S	192300	13.3
539449	IGCIL	JIVAIB TRADING PRIVATE LIMITED	B	1638085	14.41
539449	IGCIL	KUSUM LATA AGRAWAL	S	436469	14.4
539449	IGCIL	MACHCHHAR DWARKESH DILIPBHAI HUF	S	214589	13.48
539449	IGCIL	MUKESHBHAI HIRABHAI PATEL	S	869975	14.22
539449	IGCIL	MULTIPLIER SHARE & STOCK ADVISORS PRIVATE LIMITED	S	1969169	13.73
539449	IGCIL	MULTIPLIER SHARE & STOCK ADVISORS PRIVATE LIMITED	B	2500000	13.3
539449	IGCIL	PRAVINKUMARDEVICHANDJAIN	S	461539	13.3
539449	IGCIL	SETU SECURITIES PVT. LTD.	S	180000	13.3
539449	IGCIL	SHERWOOD SECURITIES PVT LTD	B	1000000	14.42
539449	IGCIL	SHIV PARVATI LEASING PRIVATE LIMITED	B	300000	13.3
539449	IGCIL	SHREE VAIKATESHWAR FINSTOCK PRIVATE LIMITED	B	200000	13.3
539449	IGCIL	TRANSPAACIFIC SHIPPING AND RESOURCES PRIVATE LIMITED	B	500000	13.3
539449	IGCIL	VIKRAMKUMARDEVICHANDJAIN	S	536470	13.3
539449	IGCIL	WESSEL CONSULTANCY PRIVATE LIMITED	S	605000	14.69
539449	IGCIL	WORTHY DISTRIBUTORS PRIVATE LIMITED	B	500000	13.3
539175	INDRAIND	MAYA CHAURASIYA	B	60000	7.66
539175	INDRAIND	SHAILESH DHAMELIYA	S	114890	7.99
524614	INDXTRA	JYOTI MOHTA	S	182000	5.77
511092	JMDVL	ISHAN CHETANKUMAR MODI	S	150517	17.02
511092	JMDVL	MANISH KUMAR HUF	S	243209	17.03
511092	JMDVL	MANISH KUMAR HUF	B	92000	16.92
511092	JMDVL	SUREKHABEN PIYUSHBHAI PATEL	B	146000	17.13
511092	JMDVL	VIRALKUMAR PIYUSHKUMAR PATEL	S	174400	17.02
505750	JOSTS	AKSHAY RAJAN RAHEJA	S	116809	544.19
531328	KRETOSYS	ASHOKKUMAR BANSILAL KANJANI	S	9999999	1.03
531328	KRETOSYS	CHANDAN CHAURASIYA	B	5000000	1.03
531328	KRETOSYS	DHRUV GANJI	B	17910087	1.03
531328	KRETOSYS	MAHAMMADFARUK HAJIBHAI MIR	B	50000000	1.03
531328	KRETOSYS	MULTIPLIER SHARE & STOCK ADVISORS PRIVATE LIMITED	S	303897	1.03
531328	KRETOSYS	MULTIPLIER SHARE & STOCK ADVISORS PRIVATE LIMITED	B	50000000	1.03

531328	KRETTOSYS	PRADIP SHUDHAKARBHAI BIREWAR	S	5000000	1.03
531328	KRETTOSYS	PRAGNESH JINDAS DOSHI	S	5900000	1.03
531328	KRETTOSYS	PRIYANKA PURAV SHAH	S	9134033	1.03
531328	KRETTOSYS	RATHOD MANOJ CHHAGANLAL HUF	S	50000000	1.03
531328	KRETTOSYS	SETU SECURITIES PVT. LTD.	B	5000000	1.03
531328	KRETTOSYS	SMITJIGNESHKUMARSHAH	S	6000000	1.03
540519	MEERA	BIJAL DHARMESHBHAI DESAI	S	150000	82.29
512415	MERCTRD	NEXPACT LIMITED	S	39104	93.3
517431	NARMP	EAST WEST TRADELINK PRIVATE LIMITED	B	31558	95.27
517431	NARMP	KANTA DEVI SAMDARIA	S	25877	96.69
517431	NARMP	MANISH HIMATLAL PARIKH	B	20000	94.83
517431	NARMP	MILIND KISHORE MADHANI HUF	S	20000	92.94
517431	NARMP	MULTIPLIER SHARE & STOCK ADVISORS PRIVATE LIMITED	S	68271	96.69
517431	NARMP	MULTIPLIER SHARE & STOCK ADVISORS PRIVATE LIMITED	B	100000	92.94
517431	NARMP	NALINIBEN DINESHBHAI BRAHMBHATT	B	40000	96.69
517431	NARMP	NIRAV C PARIKH (HUF)	B	100000	94.83
517431	NARMP	PRATITI SINHAL DESAI	B	35000	96.69
517431	NARMP	RUCHIRA GOYAL	S	21000	95.8
517431	NARMP	UMESHWAR SECURITIES PRIVATE LIMITED	B	100000	95.47
517431	NARMP	VAGHASIA DIYA	S	80000	96.72
517431	NARMP	VAGHASIA NEEL	S	88590	95.01
517431	NARMP	VRAJLAL JADAVJI VAGHASIA	S	195000	94.1
517554	NHCFOODS	ZUNKABAIDAGDUPATIL	S	600000	2.74
543400	OMNIPOTENT	GLASTON MARIO MENEZES	B	32000	9.24
543400	OMNIPOTENT	PRINCE P SHAH	S	100000	9.24
532350	PADMALAYAT	ANAND MOHAN .	B	167000	6.13
532350	PADMALAYAT	PACE STOCK BROKING SERVICES PVT LTD	S	131221	6.13
540703	PROCLB	DIVYA KANDA	B	25750	47.47
540703	PROCLB	MULTIPLIER SHARE & STOCK ADVISORS PRIVATE LIMITED	S	125339	47.47
540703	PROCLB	PARESH DHIRAJLAL SHAH	B	28423	47.47
540703	PROCLB	SANDEEP KAPADIA	B	60000	47.47
544295	PSPLATINA	TRUST FINANCIAL CONSULTANCY SERVICES PVT LTD	B	37	1049216
541601	RAJNISH	NACIO MULTI TRADERS LLP	S	4260000	1.86
541601	RAJNISH	RAJNISHKUMAR SURENDRAPRASAD SINGH	S	12678340	1.86
531893	SAWABUSI	SHARE INDIA SECURITIES LIMITED	S	4150134	0.78
531893	SAWABUSI	SHARE INDIA SECURITIES LIMITED	B	2150134	0.81
530037	SREEJAYA	KANTA DEVI SAMDARIA	B	80000	82.4
530037	SREEJAYA	MULTIPLIER SHARE & STOCK ADVISORS PRIVATE LIMITED	S	94290	82.4
539406	SWAGTAM	PURSHOTTAM AGARWAL	S	11000	52.25
511447	SYLPH	KREDENCE MULTI TRADING LIMITED	S	1958018	1.42
511447	SYLPH	MANOJ GUPTA	S	2841762	1.42
511447	SYLPH	SRESTHA FINVEST LIMITED	S	1707739	1.43
511447	SYLPH	SRESTHA FINVEST LIMITED	B	1821146	1.41
539268	SYNGENE	BIOCON LIMITED	S	8000000	857.68
539310	THINKINK	HITESH SINGH	S	27000000	2.03
539310	THINKINK	VIKRAMBHAI GOKALBHAI CHAUDHARI	S	18222066	2.03
523752	TIHL	DHRUV GANJI	B	295090	23.59
539985	TITAANIUM	F3 ADVISORS PRIVATE LIMITED	B	40000	109.84
539985	TITAANIUM	KARUN MODI	S	44000	109.84
539985	TITAANIUM	MULTIPLIER SHARE & STOCK ADVISORS PRIVATE LIMITED	B	96000	109.84
539985	TITAANIUM	NITIKA MODI	S	48000	109.84
539985	TITAANIUM	SAKSHI MODI	S	56000	109.84
539985	TITAANIUM	SHARDA MODI	S	52000	109.84
521005	TITANIN	SECPL ENGINEERING CONSTRUCTION PRIVATE LIMITED	S	231478	45.63
539097	URSUGAR	SKSE SECURITIES LIMITED CORP CM/TM PROP A/C	S	44	11.2
539097	URSUGAR	SKSE SECURITIES LIMITED CORP CM/TM PROP A/C	B	420835	11.2
544002	VIVAA	DINESHSINGH UMASHANKARSINGH KSHATRIYA	S	22000	41.05
544002	VIVAA	SWETABEN GUNJAN VORA	B	20000	41.05
506122	VOLKAI	GUTTIKONDA VARA LAKSHMI	S	3447	202.76

NSE

Security Code	Security Name	Client Name	Deal	Quantity	Price
AGARWALTUF	Agarwal Tough Glass Ind L	TRADE CORNER	BUY	112800	128.61
AGARWALTUF	Agarwal Tough Glass Ind L	VIKASA INDIA EIF I FUND-INCUBE GLOBAL OPPORTUNITIES	SELL	103200	128.2
AMBANIORGO	AMBANI ORGOCHEM LIM	RIKHAV SECURITIES LIMITED	SELL	114000	106.55
APEXECO	Apex Ecotech Limited	MANSI SHARE AND STOCK ADVISORS PVT LTD	SELL	89600	118.65
APEXECO	Apex Ecotech Limited	MULTIPLIER SHARE & STOCK ADVISORS PRIVATE LIMITED	BUY	321600	118.65
CINELINE	Cineline India Limited	ONE UP FINANCIAL CONSULTANTS PVT LTD	SELL	800000	141.36
GATECH	GACM Technologies Limite	REHANABANU JAFAR HASANFATTA	SELL	3600000	0.69
GATEWAY	Gateway Distriparks Ltd	WISDOMTREE INDIA EARNINGS FUND	BUY	2928295	87.9
GUJRAFFIA	Gujarat Raffia Inds Ltd	EMINENCE GLOBAL FUND PCC- EUBILIA CAPITAL PARTNERS FUND I	BUY	30000	67.63
IPL	India Pesticides Limited	DELTA CAPITAL INVESTMENT-FZCO	BUY	1013555	190
JSLL	Jeena Sikho Lifecare Ltd	MANISH GROVER	SELL	573570	2314.11
JSLL	Jeena Sikho Lifecare Ltd	SIXTEENTH STREET ASIAN GEMS FUND	BUY	499950	2313
KOTHARIPRO	Kothari Products Ltd.	KHATTRI PERFUMERS P LTD	BUY	634714	166.63
KOTHARIPRO	Kothari Products Ltd.	SATTVA DEVELOPERS PVT LTD	SELL	325764	166.61
KOTHARIPRO	Kothari Products Ltd.	SATTVA REAL ESTATE PRIVATE LIMITED	SELL	308950	166.65
LEMERITE	Le Merite Exports Limited	UMASHANKAR LATH	SELL	128800	255.24
MCLEODRUSS	McLeod Russel India Ltd.	ALTIUS FINSERV PRIVATE LIMITED	SELL	1532971	51.18
MOLDTKPAC	Mold-Tek Packaging Ltd	WISDOMTREE INDIA EX STATEOWNED ENTERPRISES FUND	BUY	230428	730.87
NECLIFE	Nectar Lifesciences Ltd.	ISENGARD DIRECT PE LLC	SELL	10944000	33.32
RELICHEMQ	Reliance Chemotex Ind Ltd	HEMANT PRATAPBHAI KOTAK	BUY	40000	234.33
SHANTI	Shanti Overseas (Ind) Ltd	KARUNA KACHOLIA	SELL	500000	16
SOFTTECH	Softtech Engineers Ltd	PATEL PRATIK SUNILBHAI	SELL	125000	410
SOFTTECH	Softtech Engineers Ltd	SAKET AGRAWAL	BUY	125000	410.06
SONUINFRA	Sonu Infratech Limited	NIRBHAY JAGDISHCHANDRA THAKKAR	SELL	60000	70.4
TNPL	Tamil Nadu Newsprint	WISDOMTREE INDIA INVESTMENT PORTFOLIO INC	SELL	357804	182.55
TERASOFT	Tera Software Limited	MULTIPLIER SHARE & STOCK ADVISORS PRIVATE LIMITED	SELL	91593	184.68
UPL-RE	UPL Limited	ACM GLOBAL FUND VCC	BUY	599750	178.61
UPL-RE	UPL Limited	ICICI PRUDENTIAL MUTUAL FUND	BUY	525000	178.84
UPL-RE	UPL Limited	RAJASTHAN GLOBAL SECURITIES PVT LTD	BUY	491823	171.37
UTKARSHBNK	Utkarsh Small Fin Bank L	WISDOMTREE INDIA EARNINGS FUND	BUY	5520033	38.16

Disclosure:

Research Reports that are published by Nirmal Bang Securities Private Limited (hereinafter referred to as “NBSPL”) are for private circulation only. NBSPL is a registered Research Analyst under SEBI (Research Analyst) Regulations, 2014 having Registration no. INH000001766. NBSPL is also a registered Stock Broker with National Stock Exchange of India Limited, BSE Limited, Metropolitan Stock Exchange of India Limited, Multi Commodity Exchange of India Limited and , National Commodity and Derivative Exchange Limited in Capital Market , Equity and Commodities derivatives segments and Currency Derivatives Segment .

NBSPL has other business divisions with independent research teams separated by Chinese walls, and therefore may, at times, have different or contrary views on stocks and markets.

NBSPL or its associates have not been debarred / suspended by SEBI or any other regulatory authority for accessing / dealing in securities Market since last 20 years. NBSPL, its associates or analyst or his relatives do not hold any financial interest (Except Investment) in the subject company. NBSPL or its associates or Analyst do not have any conflict or material conflict of interest at the time of publication of the research report with the subject company. NBSPL or its associates or Analyst or his relatives may or may not hold beneficial ownership of 1% or more in the subject company at the end of the month immediately preceding the date of publication of this research report.

NBSPL or its associates / analyst has not received any compensation / managed or co-managed public offering of securities of the company covered by Analyst during the past twelve months. NBSPL or its associates have not received any compensation or other benefits from the company covered by Analyst or third party in connection with the research report. Analyst has not served as an officer, director or employee of Subject Company. NBSPL / analyst has not been engaged in market making activity of the subject company.

Analyst Certification: The research analysts and authors of these reports, hereby certify that the views expressed in this research report accurately reflects my/our personal views about the subject securities, issuers, products, sectors or industries. It is also certified that no part of the compensation of the analyst(s) was, is, or will be directly or indirectly related to the inclusion of specific recommendations or views in this research. The analyst(s) principally responsible for the preparation of this research report and has taken reasonable care to achieve and maintain independence and objectivity in making any recommendations.

Disclaimer:

The Research Report is for the personal information of the authorized recipient and does not construe to be any investment, legal or taxation advice. NBSPL is not soliciting any action based upon it. Nothing in the research report shall be construed as a solicitation to buy or sell any security or product, or to engage in or refrain from engaging in any such transaction. In preparing the research report, we did not take into account the investment objectives, financial situation and particular needs of the reader.

The research report has been prepared for the general use of the clients of NBSPL and must not be copied, either in whole or in part, or distributed or redistributed to any other person in any form. If you are not the intended recipient you must not use or disclose the information in the research report in any way. Though disseminated to all the customers simultaneously, not all customers may receive the research report at the same time. NBSPL will not treat recipients as customers by virtue of their receiving the research report. The research report is not directed or intended for distribution to or use by any person or entity resident in a state, country or any jurisdiction, where such distribution, publication, availability or use would be contrary to law, regulation or which would subject NBSPL & its group companies to registration or licensing requirements within such jurisdictions.

The report is based on the information obtained from sources believed to be reliable, but we do not make any representation or warranty that it is accurate, complete or up-to-date and it should not be relied upon as such. We accept no obligation to correct or update the information or opinions in it. NBSPL or any of its affiliates or employees shall not be in any way responsible for any loss or damage that may arise to any person from any inadvertent error in the information contained in the research report. NBSPL or any of its affiliates or employees do not provide, at any time, any express or implied warranty of any kind, regarding any matter pertaining to this report, including without limitation the implied warranties of merchantability, fitness for a particular purpose, and non-infringement. The recipients of the research report should rely on their own investigations.

This information is subject to change without any prior notice. NBSPL reserves its absolute discretion and right to make or refrain from making modifications and alterations to this statement from time to time. Nevertheless, NBSPL is committed to providing independent and transparent recommendations to its clients, and would be happy to provide information in response to specific client queries.

Before making an investment decision on the basis of research report, the reader needs to consider, with or without the assistance of an adviser, whether the advice is appropriate in light of their particular investment needs, objectives and financial circumstances. There are risks involved in securities trading. The price of securities can and does fluctuate, and an individual security may even become valueless. International investors are reminded of the additional risks inherent in international investments, such as currency fluctuations and international stock market or economic conditions, which may adversely affect the value of the investment. Opinions expressed are subject to change without any notice. Neither the company nor the director or the employees of NBSPL accept any liability whatsoever for any direct, indirect, consequential or other loss arising from any use of the research report and/or further communication in relation to the research report. Here it may be noted that neither NBSPL, nor its directors, employees, agents or representatives shall be liable for any damages whether direct or indirect, incidental, special or consequential including lost revenue or lost profit that may arise from or in connection with the use of the information contained in the research report.

Copyright of this document vests exclusively with NBSPL.

Our reports are also available on our website

Registration granted by SEBI and certification from NISM in no way guarantee performance of NBSPL or provide any assurance of returns to investors.

Nirmal Bang Research (Division of Nirmal Bang Securities Pvt. Ltd.)

B-2, 301/302, Marathon Innova,
Opp. Peninsula Corporate Park
Off. Ganpatrao Kadam Marg
Lower Parel(W), Mumbai-400013
Board No. : 91 22 6723 8000/8001
Fax. : 022 6723 8010